



Report No. 12151
Date: 4/19/06

www.intellidyne.green

Electricity Reduction Pilot Program

CONDUCTED AT

HOUSTON ISD MAINTENANCE FACILITY

FOR

Alltex Energy Management, Inc.

TEST RESULTS
FOR
ROOF-TOP AIR CONDITIONER

A Confidential Report

Prepared by





5507 Nesconset HWY
 STE 10 PMB 148
 Mount Sinai, NY
 11766

Test Report

Report No. 12151

Date: 04/19/06

Customer:

Alltex Energy Management, Inc
 15955 WestHardy Road, Suite224
 Houston, Texas, 77060
 Contact: Will Armstrong

Test Site Location:

Houston ISD Maintenance Facility
 Transportation Warehouse Operations Building

Test Type: HEATING AIR CONDITIONING REFRIGERATION OTHER: _____
 Product Tested: HW LCH LCS CHW CHS AC CAC RU OTHER: _____

Type of Equipment:

Manufacturer: Rheem
 Model: RAWD-100 DAZ 949
 Capacity / SetPt: 10 Ton / 68 deg F
 Fuel Type:
 Application: Space Cooling
 Area Served: Lounge Area, hallway and 5-6 offices
 Misc. 365/24/7 operation

Test Start Date: 04/06/06
 Test End Date: 04/15/06
 No. of Days in Test: 10

COMPRESSOR RUN-TIME: in HRS. in MIN.
 IntelliCon ON-DAYS: 71:17:18
 IntelliCon OFF-DAYS: 82:58:41
 RUN-TIME was reduced by: 14.09%

COMPRESSOR USAGE FACTOR
 IntelliCon On-Days: 59%
 IntelliCon Off-Days: 69%

COOLING DEGREE-DAYS (FOR TEST PERIOD) at 45 degree Balance-Point (See Comments).
 IntelliCon ON-DAYS: 145
 IntelliCon OFF-DAYS: 156
 Total Degree-Days: 301

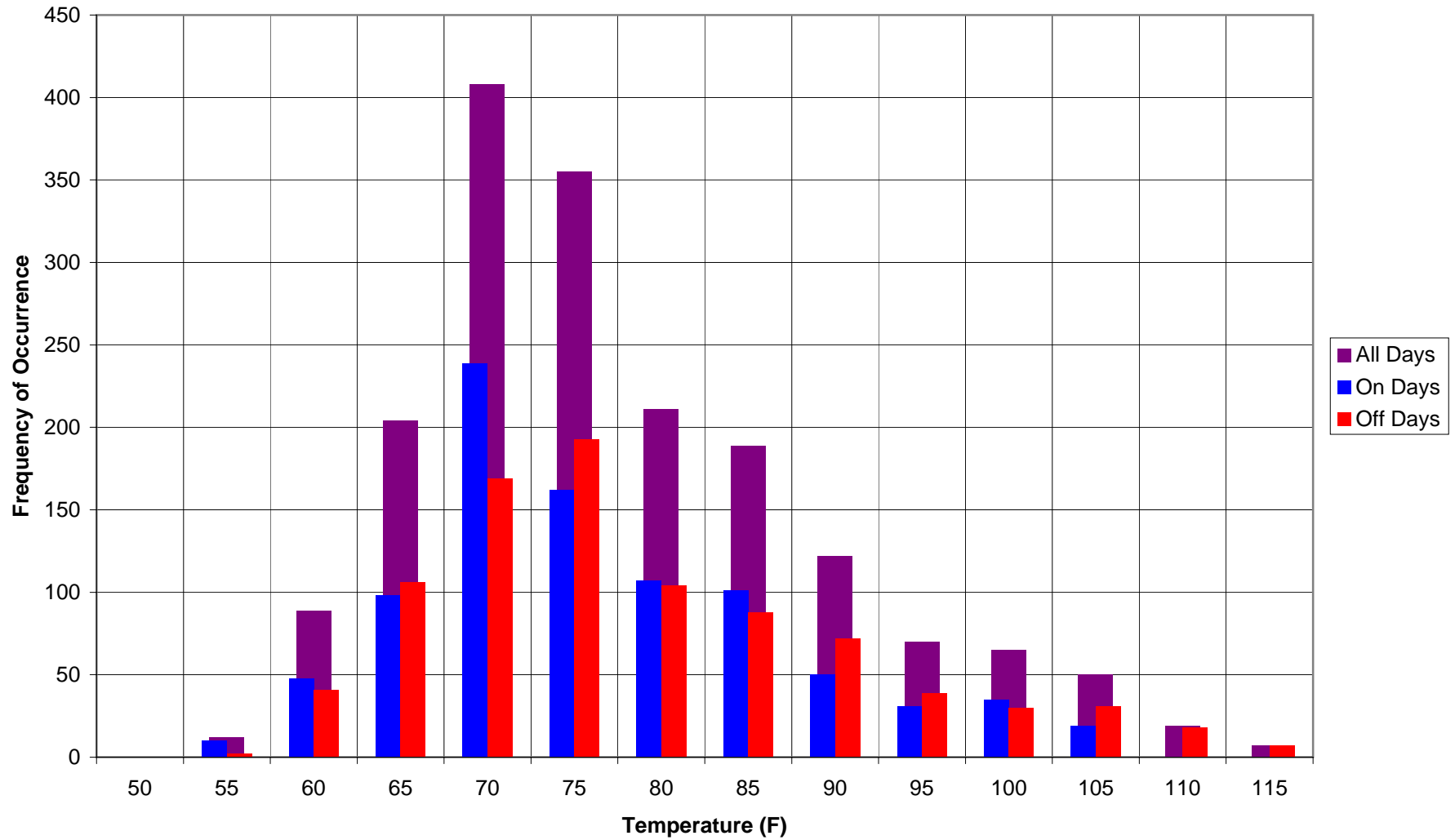
USAGE PER DEGREE-DAY
 ON-DAYS: 0:29:35
 OFF-DAYS: 0:31:54

SOLAR LOAD COMPENSATION: (Lumens/Sq. Ft.)
 IntelliCon ON-DAYS: 725
 IntelliCon OFF-DAYS: 790

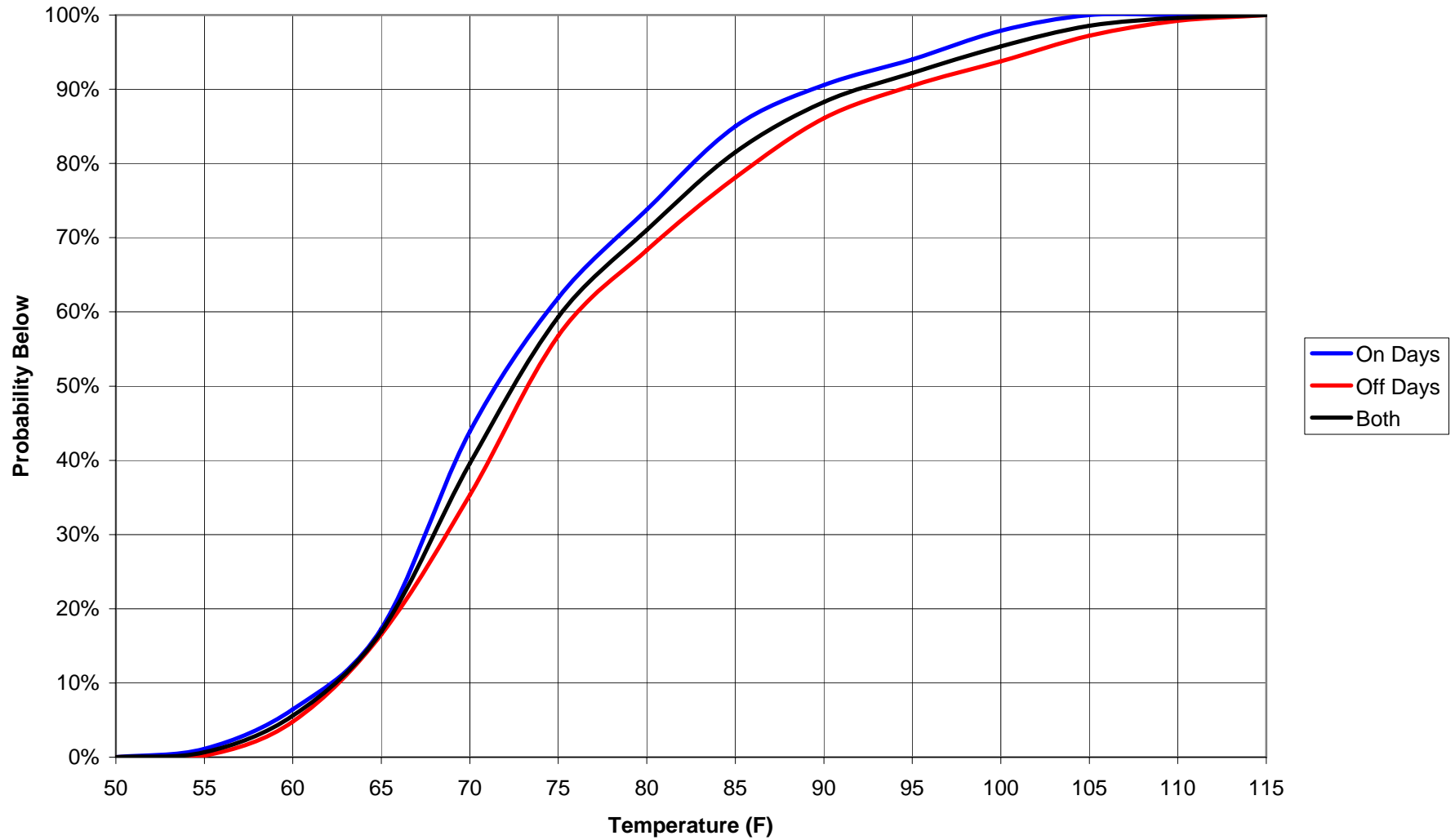
Savings = 14.09%

COMMENTS: Data analysis revealed that, for the duration of the Test period, cooling was provided regardless of the Outside Air Temperature . Because of this it was impossible to determine the balance-point for calculating Cooling Degree-Days. As such, 45 degrees was selected since it was below the lowest temperature recorded during the testing. This was done so that there could be an evaluation of the affect outside air temperature had on compressor run-time. This analysis is normally performed on the OFF-Days to determine a baseline for normalizing the ON-day data. The data did reveal an affect on run-time, however it was impossible to calculate due to the short duration of the test. A chart is provided depicting these fluctuations.

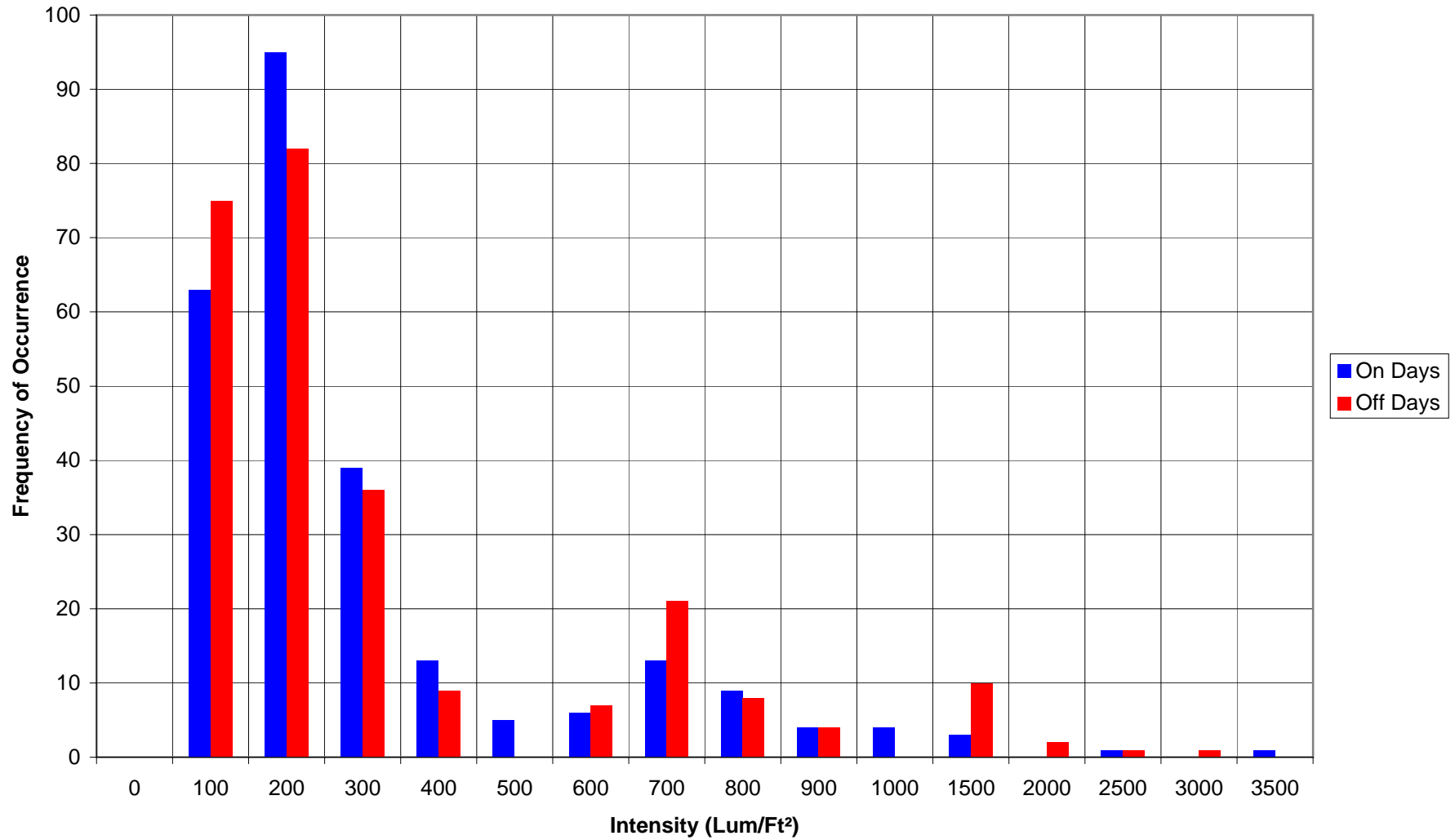
**Houston ISD Maintenance Facility
Outside Air Temp Histogram (04/06/06--04/15/06)**



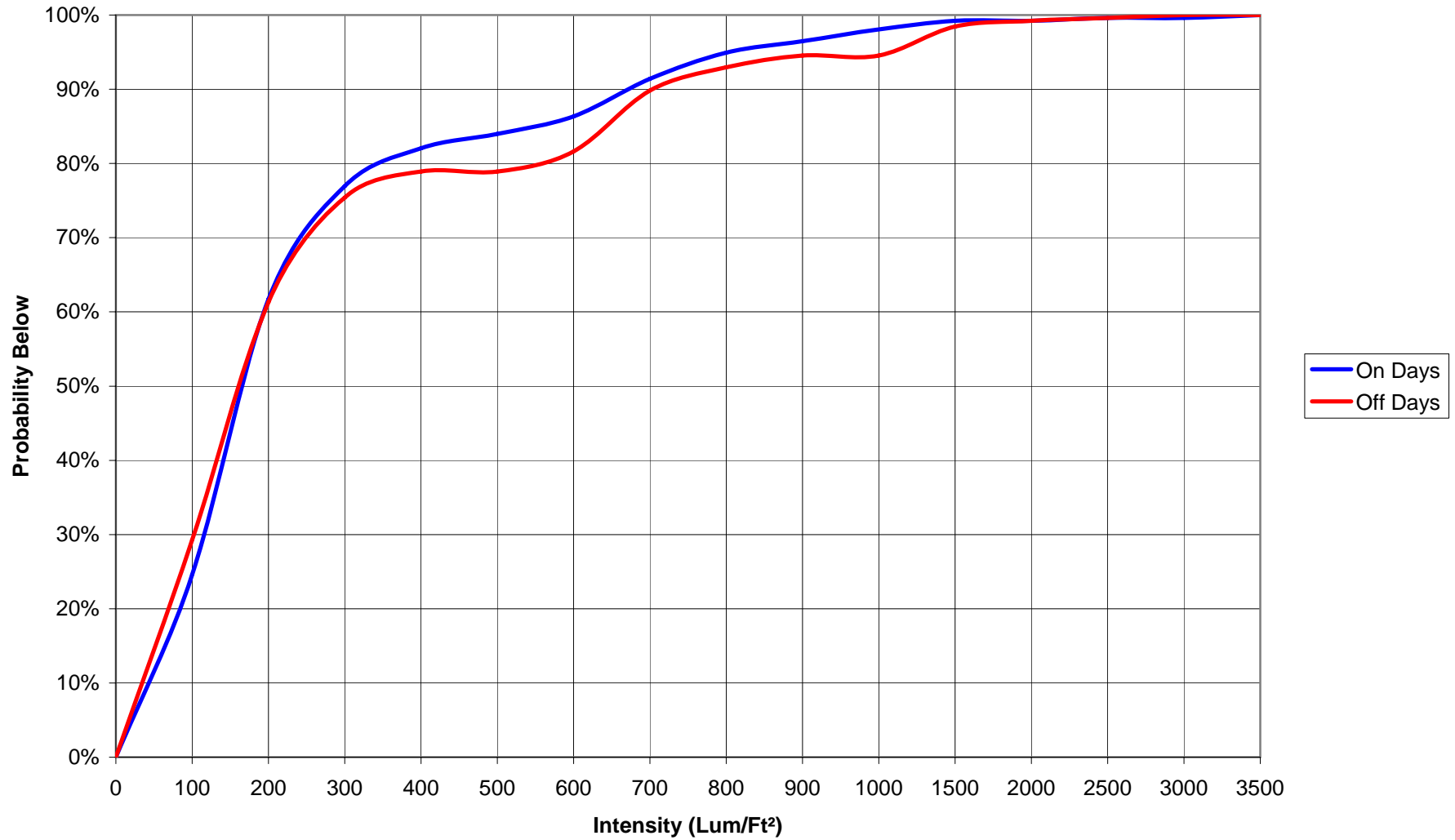
Houston ISD Maintenance Facility Outside Air Temperature Probabilities (04/06/06--04/14/06)



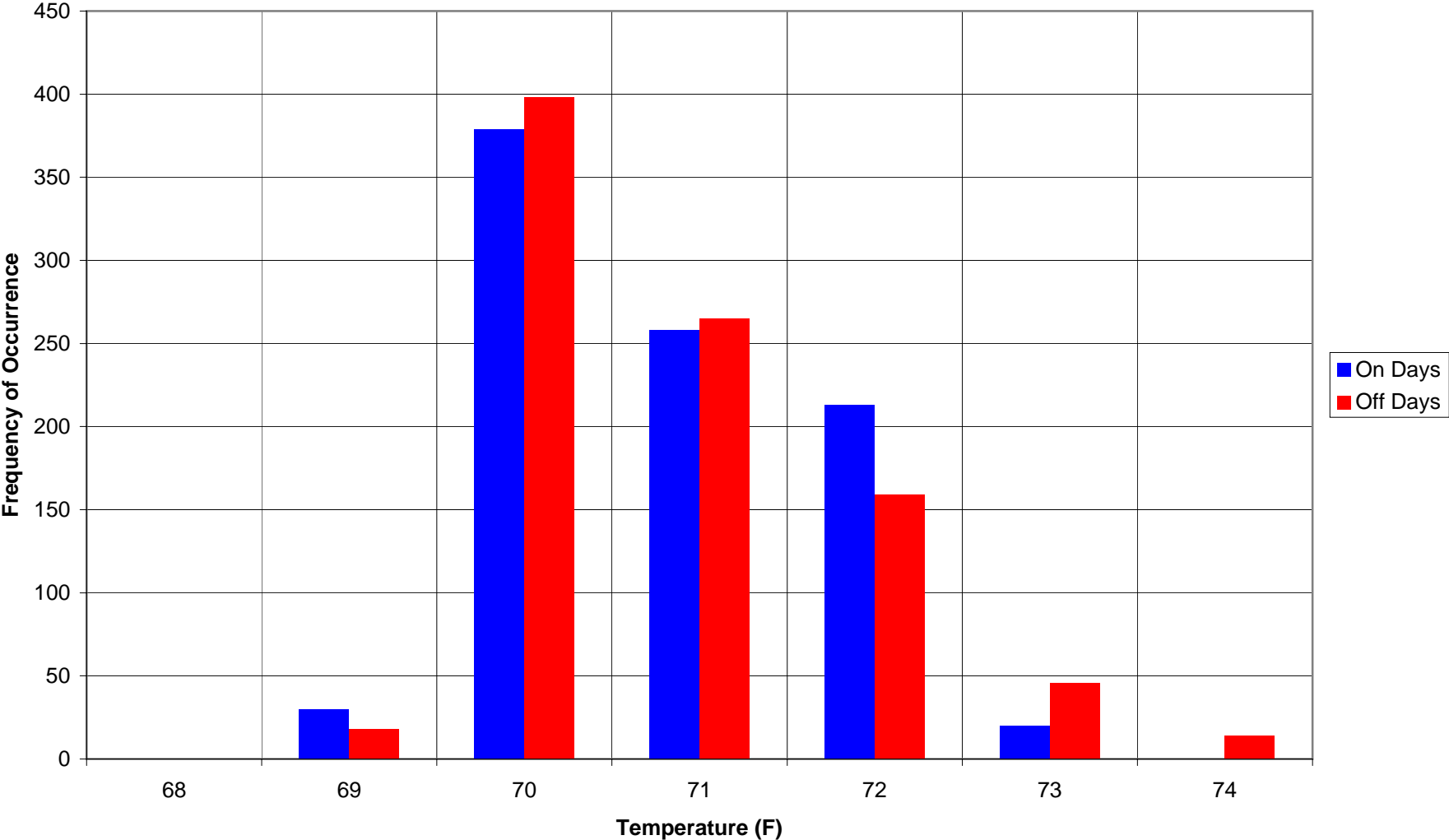
Houston ISD Maintenance Facility
Solar Load Histogram (04/06/06--04/14/06)



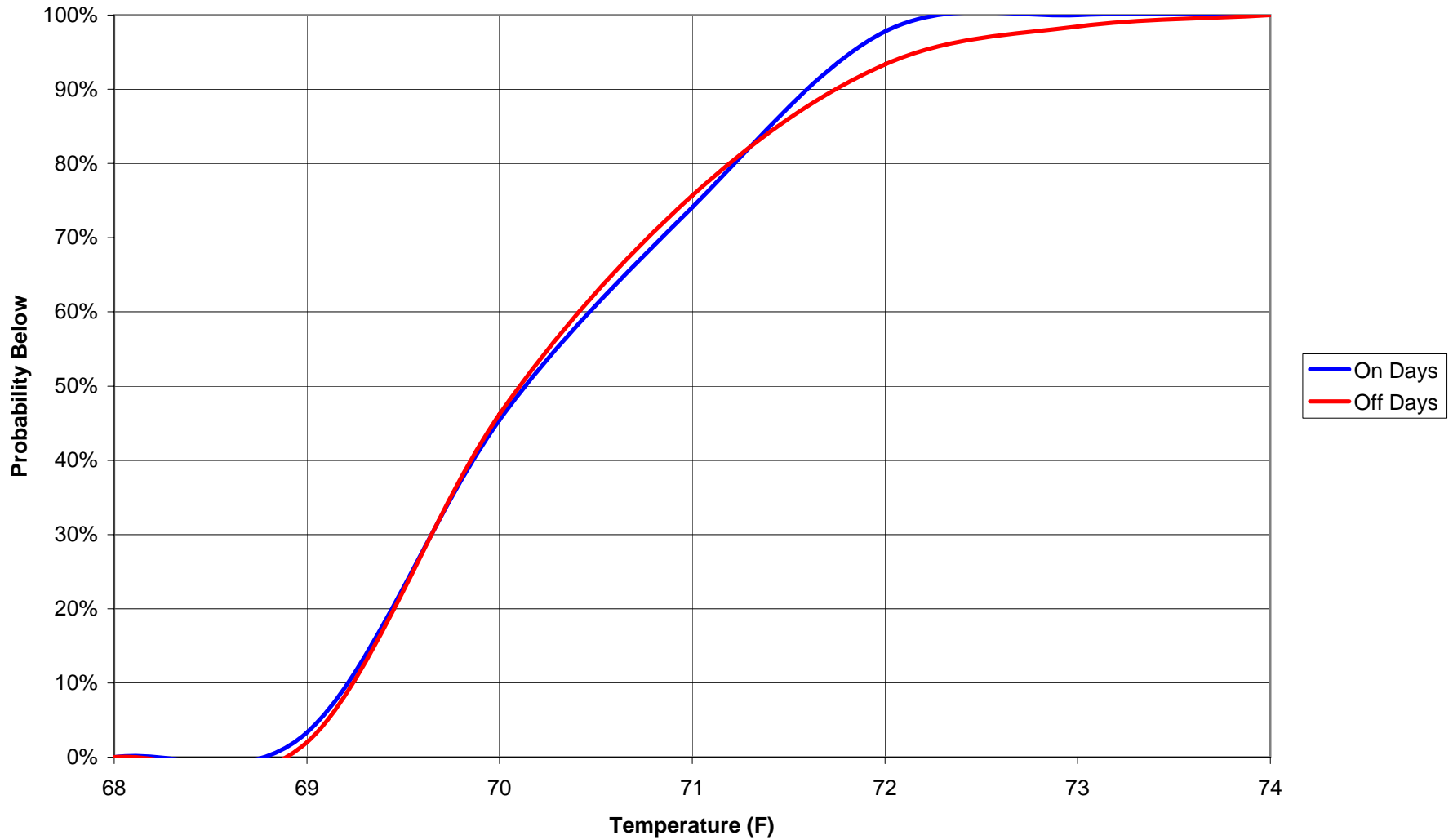
**Houston ISD Maintenance Facility
Solar Load Probabilities (04/06/06--04/14/06)**



**Houston ISD Maintenance Facility
Space Temp Histogram (04/06/06--04/14/06)**



**Houston ISD Maintenance Facility
Space Temperature Probabilities (04/06/06--04/14/06)**



Houston ISD Maintenance Facility Runtime per Cooling Degree-Day

